


CAB DESIGNS




Steel shell

Clean and modern cab interior designs convey quality. Our durable-formed steel shell cab is available in a variety of powder coat color options, or can be upgraded to brushed stainless steel.


Features and benefits

- Powder coating reduces potential off-gassing commonly associated with traditional solvent-based coatings
- UL-validated, low-emitting materials exceed stringent green requirements for indoor air quality

Wall finish options



Base finish options



Performance



Safety



Code



Aesthetics



Sustainability

For more information, visit www.tkelevator.com/us or contact your sales representative.